

Charging Connectors, Cable and Miscellaneous Options



SB style



401999 charging half



402000 locking half



402001 mounting half



402006 plug



402007 receptacle

Standard Battery Charging Connectors

P/N	Anderson P/N or Equal	Color	Recommended Voltage Key	Current Rating	Charger 8-hour Rating
403381-1	SB-6319 & 990	Gray	Optional	50	Up to 250
401891-1	SB-6325G1 & 945	Gray	36	175	Up to 750
401891-2	SB-6326G1 & 945	Blue	48	175	Up to 750
401891-3	SB-6327G1 & 945	Orange	18	175	Up to 750
401891-4	SB-6328G1 & 945	Yellow	12	175	Up to 750
401891-5	SB-6329G1 & 945	Red	24	175	Up to 750
402284-1	SB-6320G1	Gray	36	350	Up to 1050*
402284-2	SB-6321G1	Blue	48	350	Up to 1050*
402284-3	SB-6322G1	Red	24	350	Up to 1050*
402284-4	SB-6323G1	Yellow	12	350	Up to 1050*
402284-5	SB-6320G2	Gray	36	350	1051 to 1600
402284-6	SB-6321G2	Blue	48	350	1051 to 1600
402284-7	SB-6322G2	Red	24	350	1051 to 1600
402284-8	SB-6323G2	Yellow	12	350	1051 to 1600
401999	EC-5804B	N/A	N/A	300	Up to 1200
402000	EC-5810B	N/A	N/A	300	Up to 1200
402001	EC-5816B	N/A	N/A	300	Up to 1200
402006	YCL-7204G1 (Not UL listed)	N/A	N/A	175	Up to 750
402007	YC-7205G1 (Not UL listed)	N/A	N/A	175	Up to 750

*If 3/0 or 4/0 cable is specified, appropriate 402284-5, -6, -7, or -8 connector must be substituted.

SBX Type Connectors

P/N	Anderson P/N	Color	Voltage	Current Rating	Charger 8-hour Rating	Remarks
406031-1	6370G1 & 945G2	Gray	36	175	Up to 750	Includes cable clamp
406031-2	6372G1 & 945G2	Orange	18	175	Up to 750	Includes cable clamp
406031-4	6378G1 & 945G2	Red	24	175	Up to 750	Includes cable clamp
406031-5	6371G1 & 945G2	Blue	48	175	Up to 750	Includes cable clamp
406032-1	6340G1 & 911G2	Gray	36	350	Up to 1200*	Includes cable clamp
406032-2	6341G1 & 911G2	Blue	48	350	Up to 1200*	Includes cable clamp
406032-3	6342G1 & 911G2	Red	24	350	Up to 1200*	Includes cable clamp
406032-4	6343G1 & 911G2	Green	72	350	Up to 1200*	Includes cable clamp

*If 3/0 or 4/0 cable is specified, appropriate 406032-5, -6, -7, or -8 connector must be substituted.

Options For Use With Standard SB Connectors

P/N	Anderson P/N	Description	Current Rating	Remarks
404170	924	Manual release	175	For mounting half
403961	922G1	Manual release	350	For mounting half
399492	SB175 & 111197	Connector key	Optional	-
407724	995G1 & 945G3	"A" frame handle	175	With cable clamp
404148	995G2 & 996G1	"A" frame handle	350	With cable clamp

Contact factory for price and availability of special connectors and special options



Charger Options

⚡ 001 Extra Length Charging Cable

Permits the charger to be installed up to 20 ft. from the battery location.

⚡ 002 Parallel SBX Charging Cable

To determine the charger required for charging two batteries (of the same number of cells and ampere-hour (A-H) capacity) in parallel, add the A-H capacity of the individual batteries, but use the voltage of one battery only. A charger equipped for parallel charging is supplied with one extra set of output cables and one additional charging connector. SBX connectors are required when ordering this option.

⚡ 003 Series Charging Cable

To determine the charger required for charging two batteries (of the same number of cells and A-H capacity), add the voltage of the individual batteries, but use the A-H capacity of one battery only. A charger equipped for series charging is supplied with the standard output cable and a jumper cable, in harness configuration, and one additional charging connector.

⚡ 010 Wall Mounting Bracket

For B, C, M, H, S and T case chargers.

⚡ 101 Remote Charger Control Box

Allows the control to be located up to 20 ft. from the charger, i.e., mezzanine or wall-mounted.

Note: wiring connecting control and charger not included.

⚡ 500 Flange-Mounted Fusible Disconnect Switch

Disconnects power to the charger before door can be opened. For B, C, S, T and H case chargers. Mounted beside door.

⚡ 503 "A" Case Charger Supplied In "B" Case

To accommodate option 500.

⚡ AC Single Point Wiring:

512 - Two Units High

513 - Three Units High

Stacked units with AC single-point wiring in rigid conduit, mounted to the exterior. Reduces in-house installation.

⚡ DC Single Point Wiring:

522 - Two Units High

523 - Three Units High


Specially stacked units with DC single-point wiring located in the lowest unit.

⚡ AC And DC Single Point Wiring:


525 - Two Units High

526 - Three Units High


Specially stacked units with both AC and DC single-point wiring located in the lowest unit.



002 Parallel SBX Charging Cable




003 Series Charging Cable



101 Remote Charger Control Box



500 Flange-mounted Fusible Disconnect Switch



513-AC Single Point Wiring; 523-DC Single Point Wiring (three-unit stack)

DISTRIBUTED BY:



Because we continually improve our products, specifications are subject to change without notice.
©2000, AMETEK, Inc. Prestolite Power, Troy, Ohio
Data Sheet: 1311 11/00 5M Printed in U.S.A.
Replaces: 2/98

AMETEK®
PRESTOLITE POWER

2220 Corporate Drive ⚡ Troy, Ohio ⚡ 45373-1099 ⚡ 800 367 2002